PLANIMETRIA 1:2000

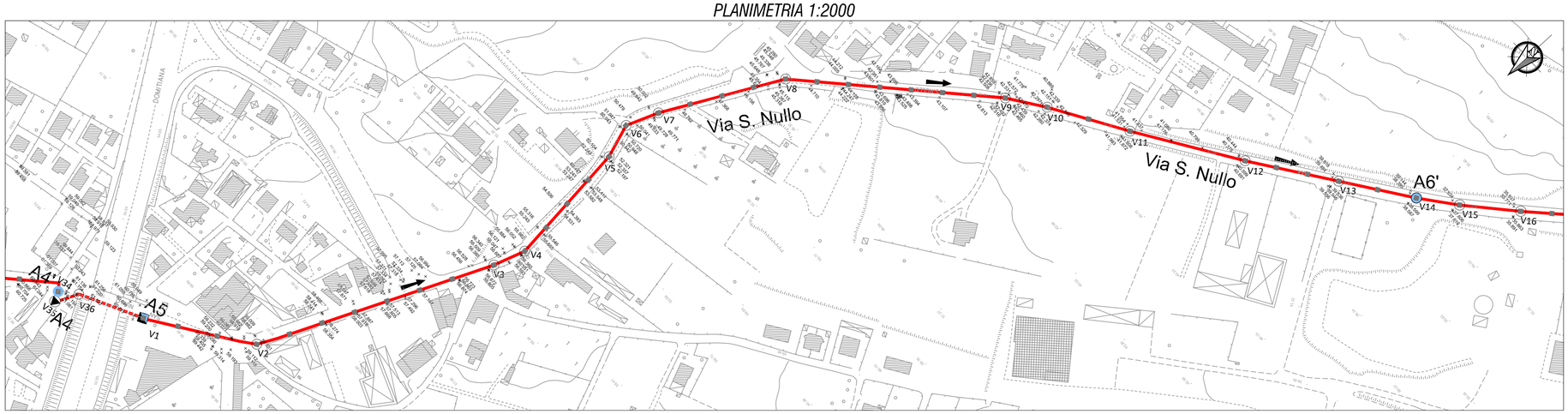

KEY-PLAN

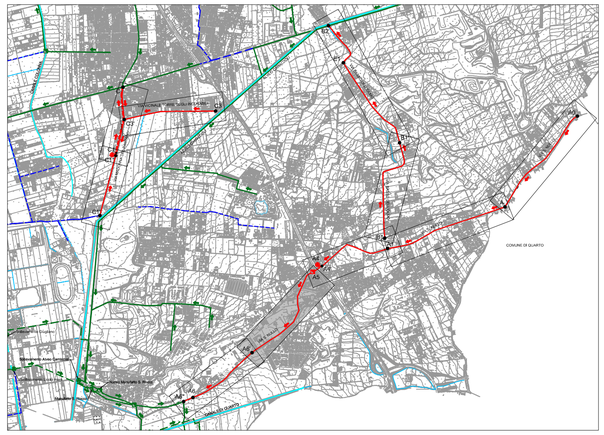

Tabella		
Coordinate vertici		
Punto	X	Y
V1	2442674.2001	4526855.3152
V2	2442609.7431	4526815.2071
V3	2442521.8058	4526628.6565
V4	2442513.6442	4526603.9325

Tabella		
Coordinate vertici		
Punto	X	Y
V5	2442523.4488	4526506.9413
V6	2442532.2477	4526481.0563
V7	2442522.5669	4526456.1218
V8	2442475.6065	4526366.3342
V9	2442350.5814	4526251.4836

Tabella		
Coordinate vertici		
Punto	X	Y
V10	2442323.5463	4526232.4982
V11	2442266.8569	4526197.9456
V12	2442190.1715	4526147.9965
V13	2442129.9247	4526105.5059
V14	2442079.9924	4526070.1404

0 20 100 200 m

LEGENDA

- CONDOTTA FOGNARIA A GRAVITA'
- CONDOTTA IN PRESSIONE
- STAZIONE DI SOLLEVAMENTO
- MANUFATTO DI DISCONNESSIONE
- NODI DI PROGETTO
- DEVIAZIONE PLANIMETRICA
- POZZETTI

PROFILO 1:2000/1:200

CARATTERISTICHE				
	COLLETTORE	PEAD De 315 mm		
	GEOMETRICHE	L=309.25 m Δ= 4.56 m P=1.47%	L=251.36 m Δ=11.31 m P=4.5%	L=495.65 m Δ= 6.77 m P=1.36%
	IDRAULICHE	Qmin= 8.68 l/s; h/D = 21 %; vmin= 1.01 m/s Qmax= 29.04 l/s; h/D = 39 %; vmax= 1.42 m/s	Qmin= 8.68 l/s; h/D = 16 %; vmin= 1.50 m/s Qmax= 29.04 l/s; h/D = 29 %; vmax= 2.13 m/s	Qmin= 8.68 l/s; h/D = 21 %; vmin= 1.00 m/s Qmax= 29.04 l/s; h/D = 39 %; vmax= 1.38 m/s
	SEZIONE TIPO DI POSA E	1		
	LUNGHEZZE	1051.95		

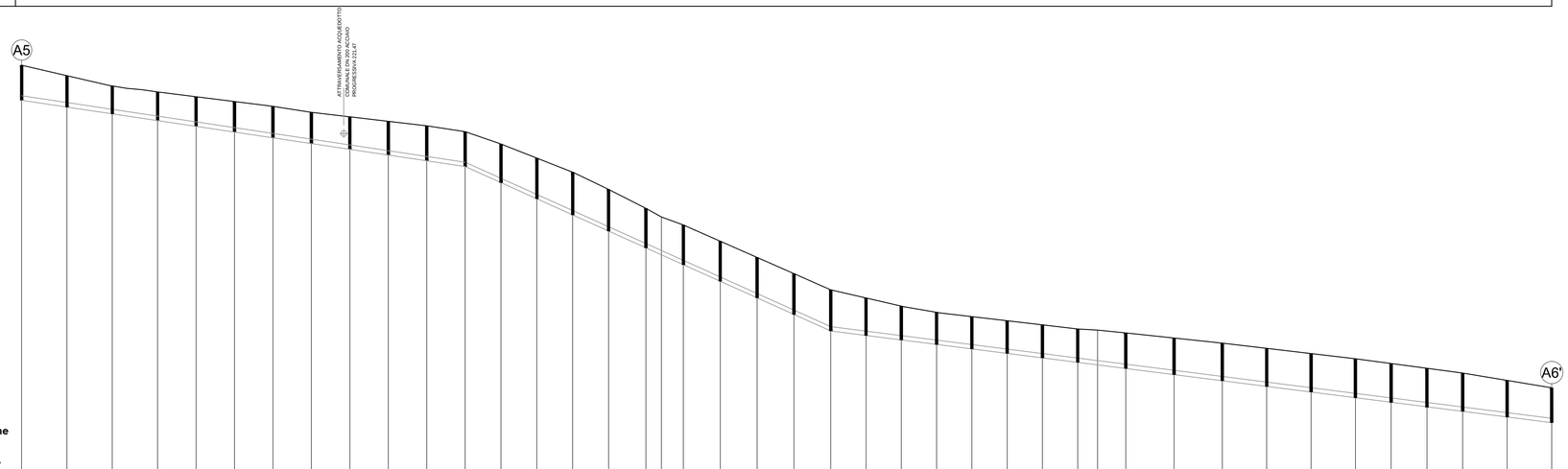

Pozzetto d'ispezione

33.00 m

| | VERTICI | V1 | | | | V2 | | | | | | | | V3 | V4 | | | | | V5 | V6 | | V7 | | | | | | V8 | | | | | | | | | | | | | | | | | | V9 | | V10 | | | | | V11 | | | | | | | | V12 | | | | | | V13 | | | | | | V14 |
|---|---|---|---|---